



特点

- * 外形尺寸: 227.0×84.5×40.1mm
- * 宽输入电压范围
- * 单、双、三路输出
- * 嵌入式机箱安装结构

Features

- * Size: 8.937×3.327×1.579inch
- * Wide Input Voltage Range
- * Single, Dual, Triple Output
- * Cassette —type

输入特性(Input)

注释(Notes and Conditions)

输入电压范围(Input Voltage Range)	90~290Vac	310Vac Max
启动冲击电流	40A	额定、满载、冷启动
输入频率(Input Frequency)	40~60Hz	

输出特性(Output)

注释(Notes and Conditions)

输出电压标称值 (Output Voltage Nominal)	Vo1:3.3Vdc;Vo2:12.0Vdc	
输出电压精度(Voltage Set-Point Accuracy)	Vo1:±2%;Vo2:±5%	双路平衡负载(Balance Load)
输出电流标称值 (Output Current Nominal)	Vo1:1.8A;Vo2:0.8A	
源效应(Line Regulation)	Vo1:±1%;Vo2:±3%	Vimin~Vimax, Ionom
负载效应(Load Regulation)	Vo1:±2%;Vo2:±10%	10%~100%Ionom, Vinom
输出过压保护点 (Output Overvoltage Protection)	Vo1:3.7-5.1V Vo2:13.2-15.6V	
短路保护(Short-Circuit Protection)	间歇自恢复	
输入过压保护点 (Input Overvoltage Protection)	290Vac~310Vac	
输入过压恢复点	280Vac~300Vac	
输入欠压保护点 (Input undervoltage Protection)	70Vac~90Vac	
输入欠压恢复点	80Vac~100Vac	
输出过流保护点 (3.3V) output over current protection	110%-150%	
过温保护 (Over Temperature Protection)	过温保护, 自恢复	
上电启动时间 (Turn on Time)	MAX:2S	
瞬态响应(Dynamic Response)		
过冲幅度(Peak Deviation)	±5%Vo	25%-50%-25% of Ionom
恢复时间(Settling Time)	200µs	and 50%-75%-50% of Ionom
输出纹波及噪声峰峰值 (Output Ripple and Noise)	Vo1:50mV;Vo2:200mV	
功率因数 (Power Factor)	>0.95 of Ionom	

一般特性(General)

注释(Notes and Conditions)

温度系数(Temperature Coefficient)	±0.05%/°C	
工作环境温度(Ambient Temperature)	-25°C~65°C	
贮存温度(Storage Temperature)	-40°C~85°C	
平均故障间隔时间(MTBF)	1×10 ⁶ h	Bellcore TR-332 (Ta=25°C)
效率 (Efficiency)	>72% 额定输入, 额定输出	
绝缘电阻(Isolation Resistance)	≥100MΩ	
隔离电压(Isolation Voltage)		
输入与输出(Input-Output)	3000Vac 1min	
输入与外壳(Input-Case)	1500Vac 1min	
输出与外壳(Output-Case)	500Vac 1min	

EMC

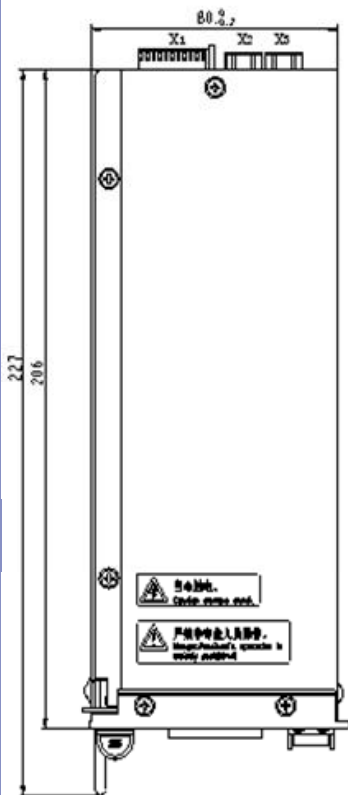
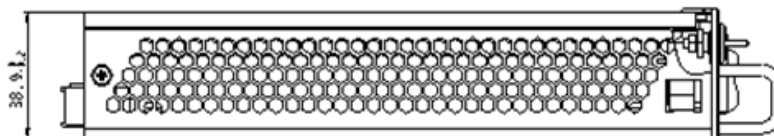
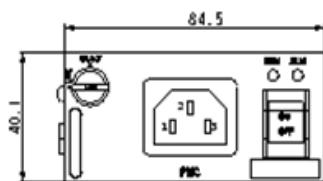
传导发射 (CE)	EN55022 CLASS A
辐射发射 (RE)	EN55022 CLASS A
浪涌抗扰度 (Surge)	线-线4KV;线-地: 6KV
静电放电抗扰 (ESD)	接触放电6KV, 空气放电8KV
电快速瞬变脉冲群抗扰度 (EFT)	±2KV, 5KHz

注: 除非另有说明, 指标一般在标称输入电压、满载和25°C环境温度。

Note: All specifications are typical at nominal input, full load at 25°C, unless otherwise stated.

安装尺寸(Mechanical Drawing)

尺寸单位是mm;All Dimensions in mm



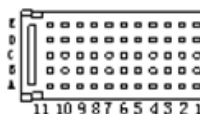
位号	A	B	C	D	E	F
X1	1	PGND	PGND		+12V	+12V
	2	PGND	PGND		+12V	+12V
	3	PGND	PGND			
	4	PGND	PGND		+12VGND	+12VGND
	5	PGND	PGND		+12VGND	+12VGND
	6	PGND	PGND		GND	GND
	7					
	8	GND	GND	GND	GND	
	9	GND	GND	GND	PWR_TYP1	GND
	10	GND	GND	GND	PWR_TYP2	GND
	11	GND	GND	GND	PWR_LAY	PWR_ALM
X2	GND					
X3	+3.3V					

端口定义 (Ports Definition):

1. 输入端口 (INPUT):

1	2	3
L	FG	N

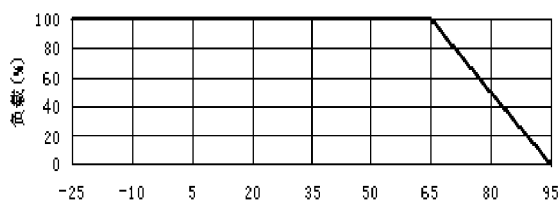
2. 输出X1端口 (OUTPUT X1):



3. 输出X2、X3端口为HM1插座

(OUTPUT X2、X3 is HM1 Connector)

温度降额曲线 (Temperature Derating Curve)



工作环境温度 (°C) Ambient Temperature